


# Antibacterial Efficacy of Atmospheric Pressure Non-Thermal Plasmas

Prof. Brendan Gilmore, Queen's University, Belfast, Ireland  
The A. Denver Russell Memorial Teleclass Lecture for 2014




Antibacterial Efficacy of Atmospheric Pressure Non-Thermal Plasmas

A. Denver Russell Memorial Teleclass Lecture 2014

Brendan F. Gilmore  
Queen's University Belfast



Hosted by Prof. Jean-Yves Maillard  
University of Cardiff, Wales



www.webbertraining.com April 10, 2014


## The Biofilm Theory

- First Proposed in 1978 in a publication in Scientific American "How bacteria stick" (Bill Costerton, 1934 – 2012)
- Earlier observations by van Leeuwenhoek (1684), Henrici (1933) and Zobell (1943)
- Studying bacteria in natural ecosystems, such as mountain streams
- Engineered systems
- Medical Microbiology

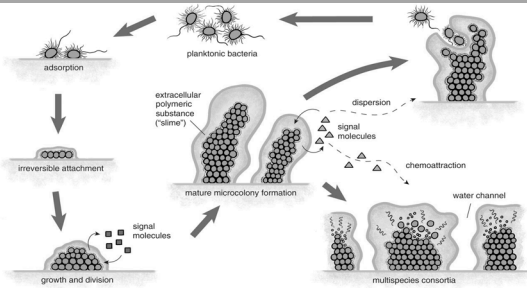



## Biofilm & Infection Control - Overview

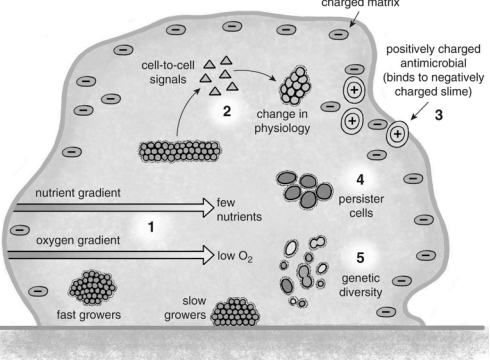
- Biofilms represent the predominant mode of growth of microorganisms in
  - natural ecosystems
  - & in chronic diseases of humans, animals, invertebrates and plants
- NIH estimate that 80% of human chronic infections involve microbial biofilms
- Once formed, biofilms are
  - up to 1,000 times more tolerant to antimicrobial challenge
  - Resist normal mechanical clearance and phagocytosis
- Biofilm-mediated, indwelling medical device-related infections account for 50% of all hospital acquired infections in the UK



## Biofilm & Infection Control - Overview



Harrison, J.J., Turner, R.J., Marques, L. and Ceri, H., *Ant. Sci.* 93: 507-515, 2005



negatively charged matrix

positively charged antimicrobial (binds to negatively charged slime)

cell-to-cell signals

change in physiology

nutrient gradient

oxygen gradient

fast growers

slow growers

persister cells

genetic diversity

Harrison, J.J., Turner, R.J., Marques, L. and Ceri, H. *American Scientists* 193: 507-515, 2005

### Bad Bugs, No Drugs: No ESKAPE!

An Update from the Infectious Diseases Society of America, January 2009

"The Infectious Diseases Society of America (IDSA) continues to view with concern the lean pipeline for novel therapeutics to treat drug-resistant infections, especially those caused by gram-negative pathogens. Infections now occur that are resistant to all current antibacterial options."

ESKAPE = Enterococcus, Staphylococcus, Klebsiella, Acinetobacter, Pseudomonas, and Enterobacter

### As Antibiotic Discovery Stagnates ... A Public Health Crisis Brews

Infectious Diseases Society of America, July 2004

"Infectious diseases physicians are alarmed by the prospect that effective antibiotics may not be available to treat seriously ill patients in the near future. There simply aren't enough new drugs in the pharmaceutical pipeline to keep pace with drug resistant bacterial infections, so-called 'superbugs.'"

Hosted by Prof. Jean-Yves Maillard, Cardiff University  
A Webber Training Teleclass  
www.webbertraining.com

# Antibacterial Efficacy of Atmospheric Pressure Non-Thermal Plasmas

Prof. Brendan Gilmore, Queen's University, Belfast, Ireland  
The A. Denver Russell Memorial Teleclass Lecture for 2014

### Plasma – An Overview

- Plasma is regarded as the fourth state of matter which is similar to the gaseous state but with certain degrees of ionisation and a higher energy content.
- Produced on laboratory scale by flowing gas through an electric field which drives the ionization, excitation and dissociation of gaseous molecules.
- This produces high densities of reactive oxygen and nitrogen species (RONS), charged particles (ions and electrons), radiation (from UV to IR), and electromagnetic fields.

### Non-Thermal Plasma

- Thermal plasmas have for many years been used in sterilization of medical equipment, packaging, implants
- Advantages include rapid bactericidal activity and access to narrow/confined recesses
- Recently atmospheric pressure, low temperature ('non-thermal' or 'cold') plasmas have been developed
- Typically less than 40°C at point of application
- Capable of delivering unique reactive dry chemistry at ambient temperatures to delicate surfaces – potentially viable tissues
- This has given rise to the emerging field of 'Plasma Medicine'

### Plasma – reactive species

- Variable, tunable according to input gas admixture
- Base gas usually Helium or Argon
- With varying % air/nitrogen/oxygen
- Gives rise to:
  - Reactive Oxygen Species:** ozone, atomic oxygen, single delta oxygen, peroxide, hydroxyl radicals
  - Reactive Nitrogen Species:** nitric oxide, nitrite, nitrate, peroxyxynitrite
  - Neutral species

### Overview: Why APNTP?

- Provides highly reactive environment at ambient temperature and pressure.
- Tunability of plasma chemistry which makes it possible to optimise for different applications
- Low capital and operational cost.
- Personnel and environment friendly.
  - Utilisation of virtually non-toxic gases (He, Ar, O<sub>2</sub>, N<sub>2</sub>)
  - Absence of harmful residues.
- Multiple conformations (power input, electrode configurations, plasma geometry)

### Plasma Source Configuration

- Non-thermal, non-equilibrium dielectric barrier discharge (DBD)-type plasma jet designed and manufactured in-house
- Quartz tube (6mm outer lumen diameter, 4mm lumen diameter)
- Two 2mm copper electrodes (2mm), separation distance 25mm
- High voltage pulse source operating at variable repetition of 20 kHz (and 40kHz for rate of biofilm kill comparison)
- Voltage amplitude of 6 kV applied to downstream electrode, positioned 5mm from end of the plasma tube
- Plasma operated with a gas mixture of 99-100% Helium, 0-1% Oxygen, flow rate 2 SLM into ambient air

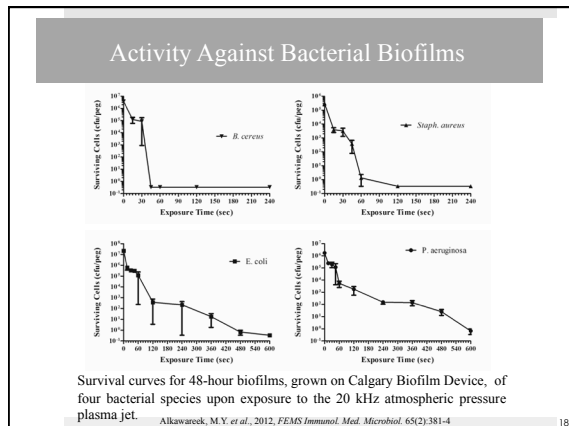
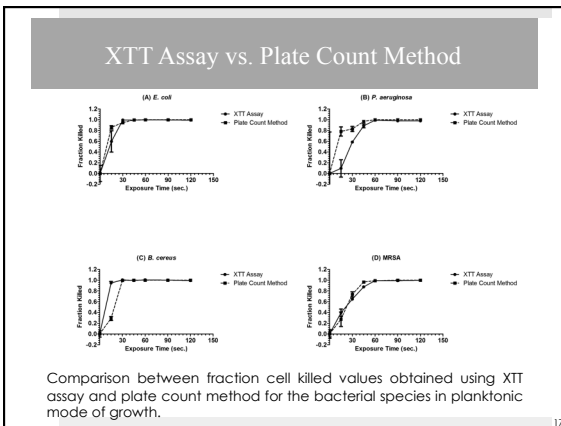
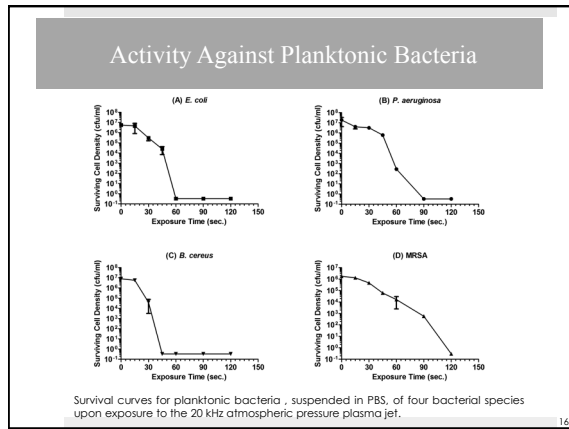
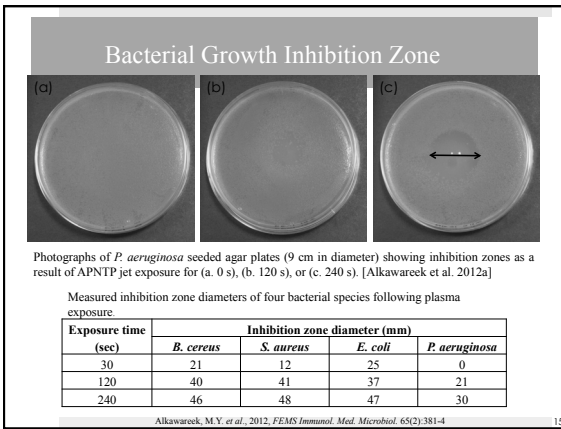
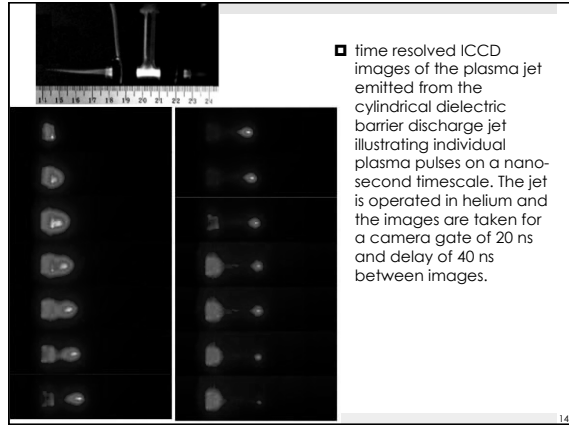

### Overview: Plasma Jet

Schematic diagram (A) and photograph (B) of the plasma jet.

Alkwarabi, M.T., Aljwari, Q.T., Lavery, G., Gorman, S.P., Graham, W.G., O'Connell, D., & Gilmore, B.F. 2012, PLoS ONE 7(8): e44289.

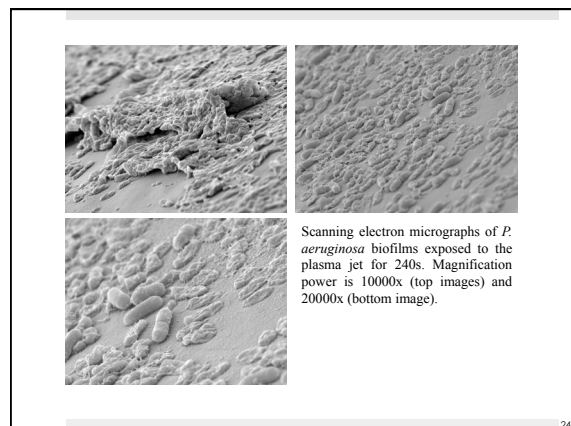
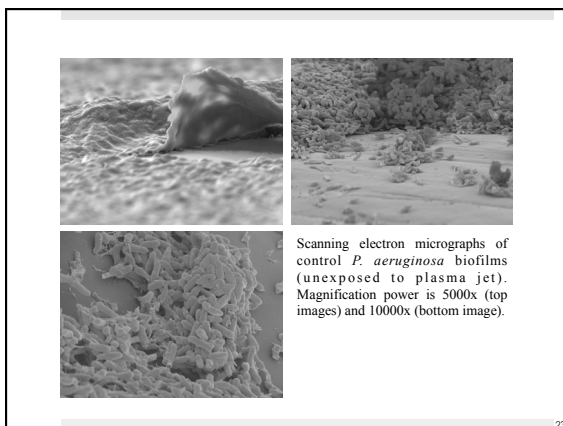
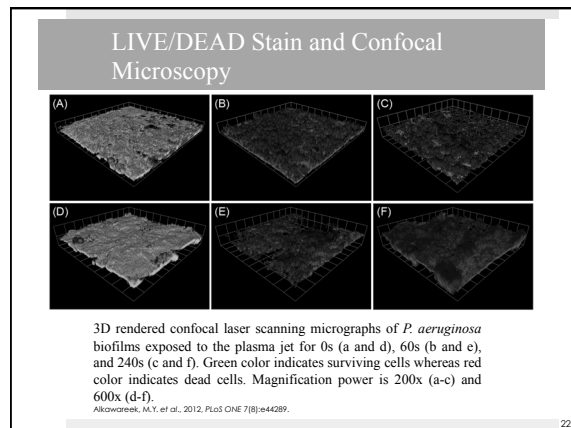
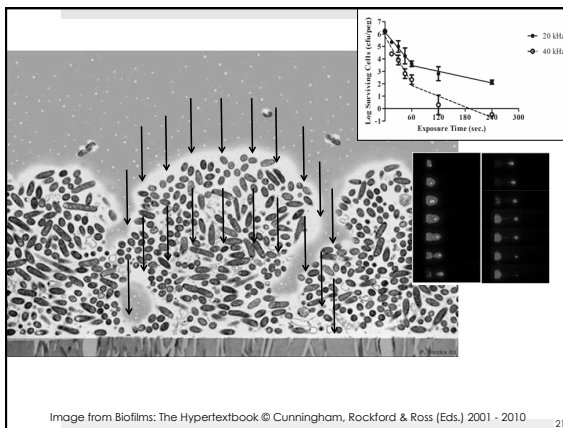
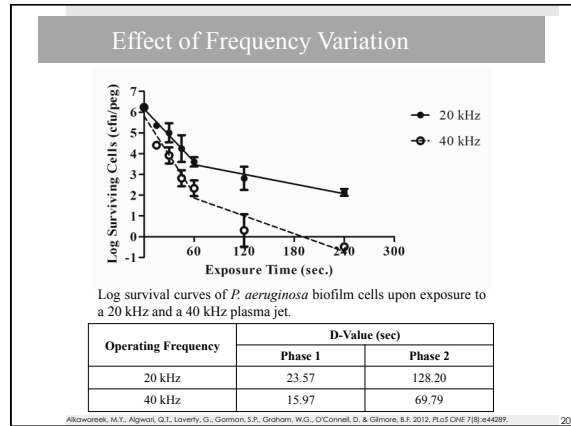
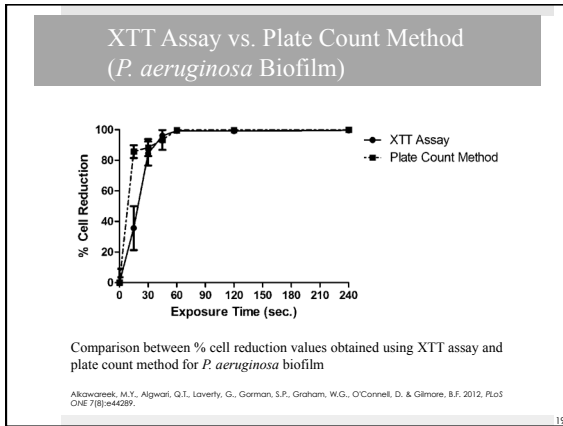
# Antibacterial Efficacy of Atmospheric Pressure Non-Thermal Plasmas

Prof. Brendan Gilmore, Queen's University, Belfast, Ireland  
The A. Denver Russell Memorial Teleclass Lecture for 2014




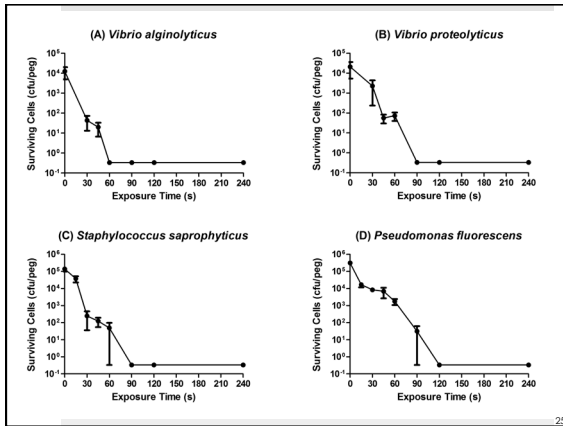
# Antibacterial Efficacy of Atmospheric Pressure Non-Thermal Plasmas

Prof. Brendan Gilmore, Queen's University, Belfast, Ireland  
The A. Denver Russell Memorial Teleclass Lecture for 2014

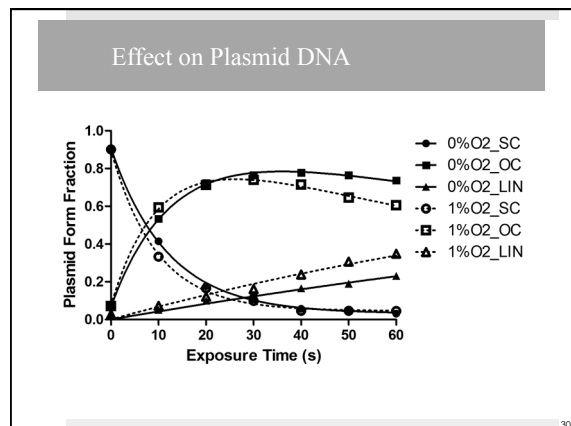
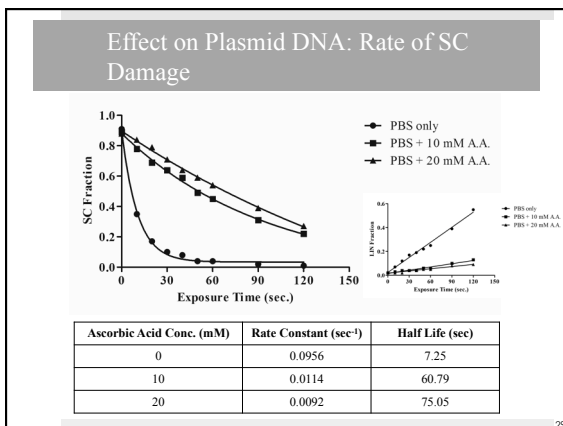
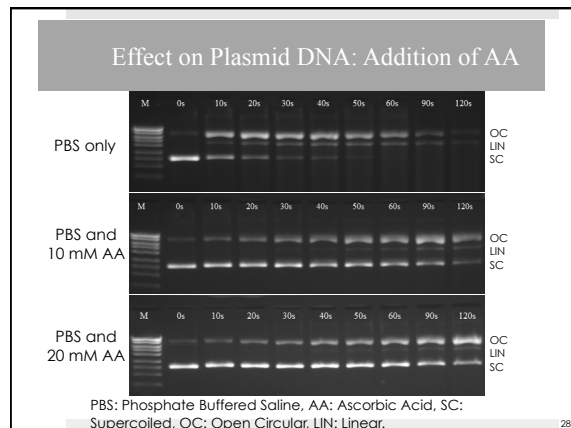


# Antibacterial Efficacy of Atmospheric Pressure Non-Thermal Plasmas

Prof. Brendan Gilmore, Queen's University, Belfast, Ireland  
The A. Denver Russell Memorial Teleclass Lecture for 2014

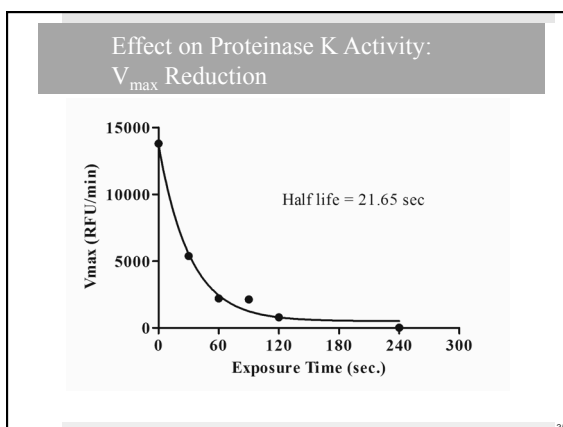
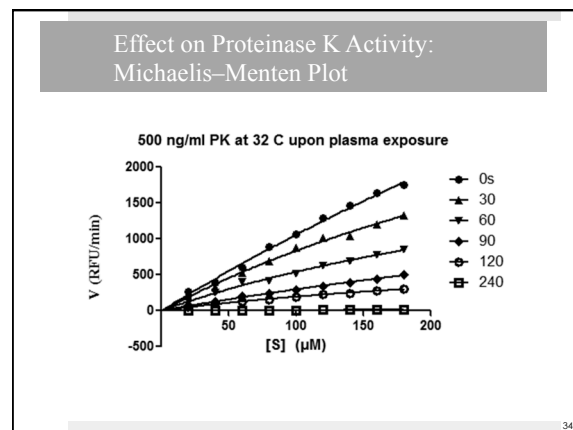
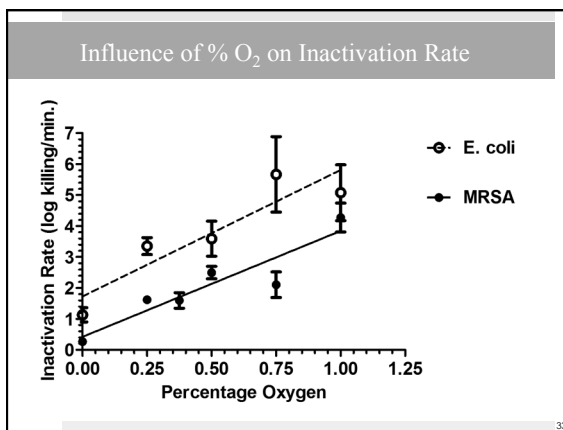
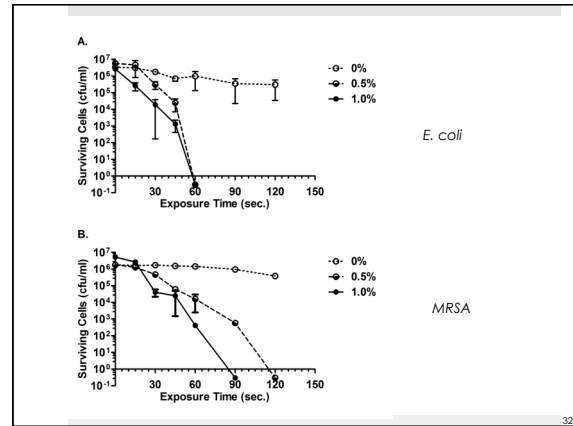
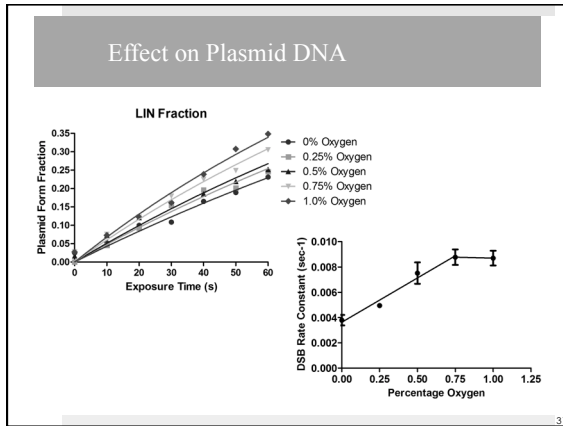


## Cellular Targets & Mechanism



# Antibacterial Efficacy of Atmospheric Pressure Non-Thermal Plasmas

Prof. Brendan Gilmore, Queen's University, Belfast, Ireland  
The A. Denver Russell Memorial Teleclass Lecture for 2014



### Lipid Peroxidation - TBARS Assay

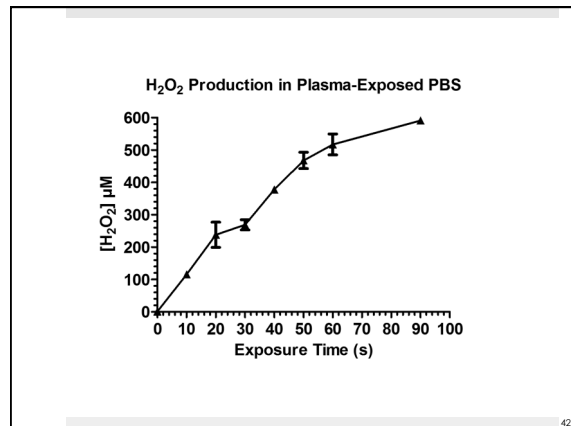
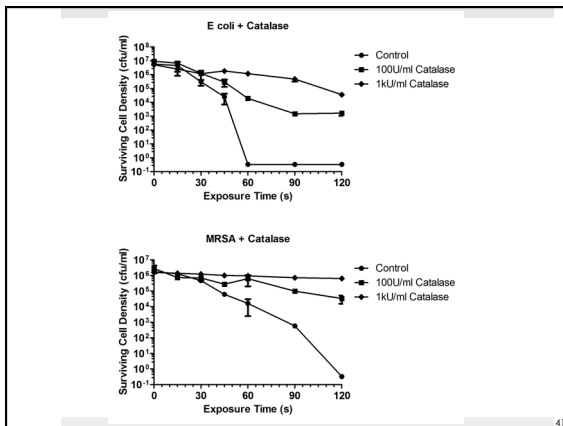
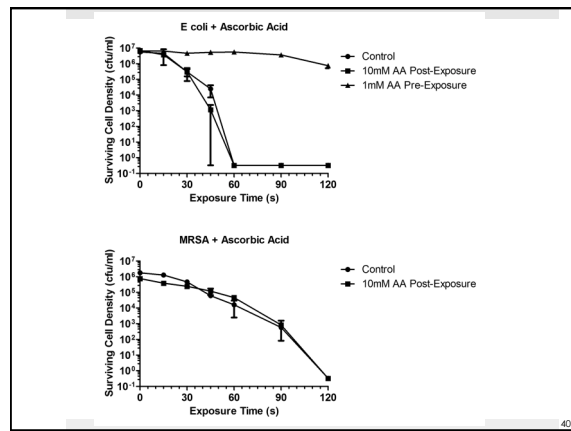
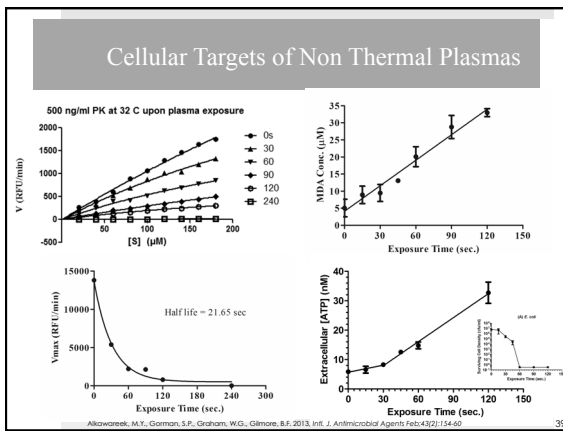
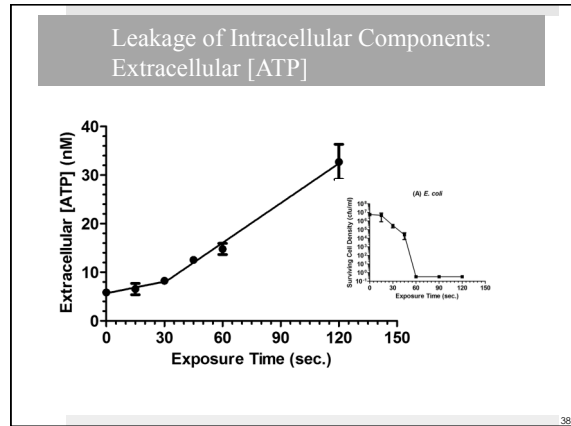
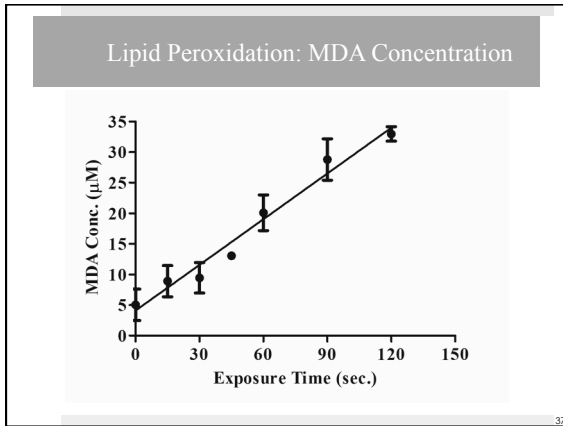
- Malondialdehyde (MDA) is a product of the peroxidation of polyunsaturated fatty acids, usually caused by ROS.
- MDA reacts with two equivalents of thiobarbituric (TBA) acid to give a fluorescent red derivative that can be assayed colorimetrically or fluorometrically.
- MDA is a ROS itself and can form covalent adducts with proteins and purine deoxynucleosides (A&G) in DNA.

O=C(C=O)C + 2NC1=NC(=O)NC(S)=N1 >> O=C1C=CC(=O)N1 + 2NC1=NC(=O)NC(S)=N1 + 2O

MDA + 2 TBA → MDA-TBA Adduct + 2 H<sub>2</sub>O

# Antibacterial Efficacy of Atmospheric Pressure Non-Thermal Plasmas

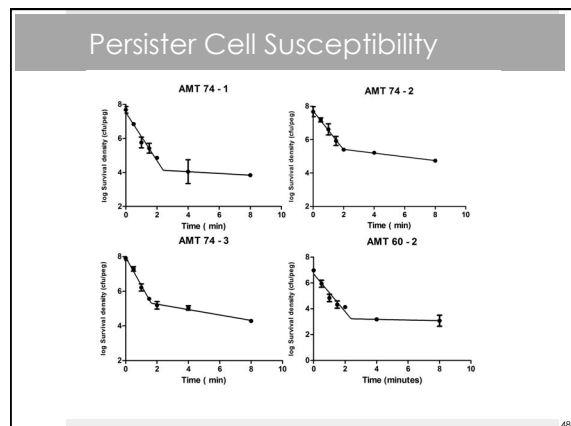
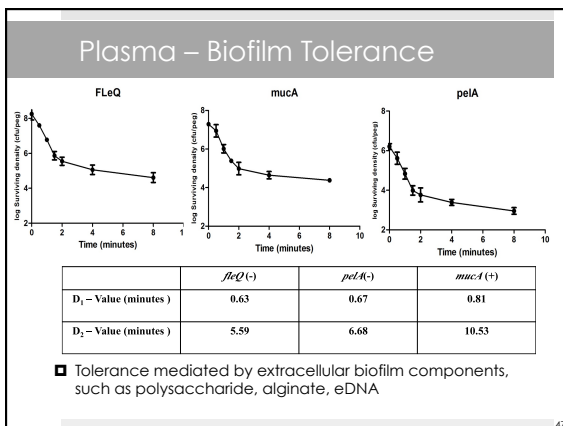
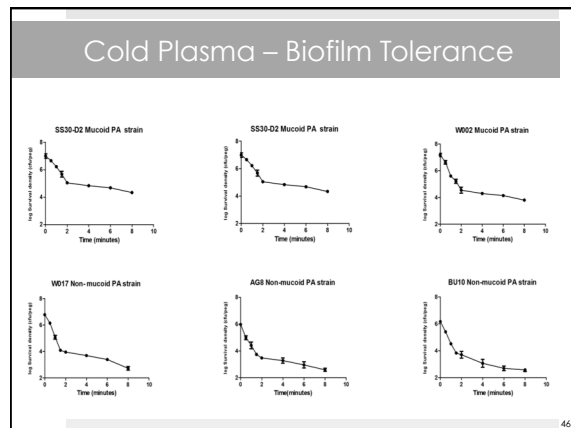
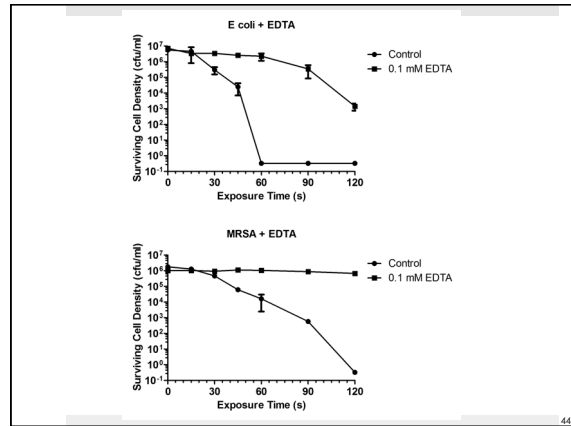
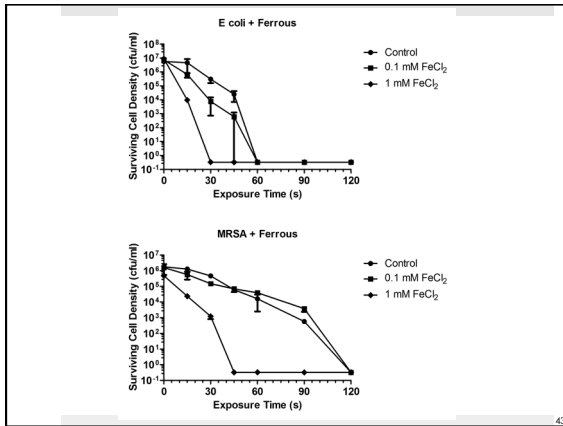
Prof. Brendan Gilmore, Queen's University, Belfast, Ireland  
The A. Denver Russell Memorial Teleclass Lecture for 2014



Hosted by Prof. Jean-Yves Maillard, Cardiff University  
A Webber Training Teleclass  
www.webbertraining.com

# Antibacterial Efficacy of Atmospheric Pressure Non-Thermal Plasmas

Prof. Brendan Gilmore, Queen's University, Belfast, Ireland  
The A. Denver Russell Memorial Teleclass Lecture for 2014

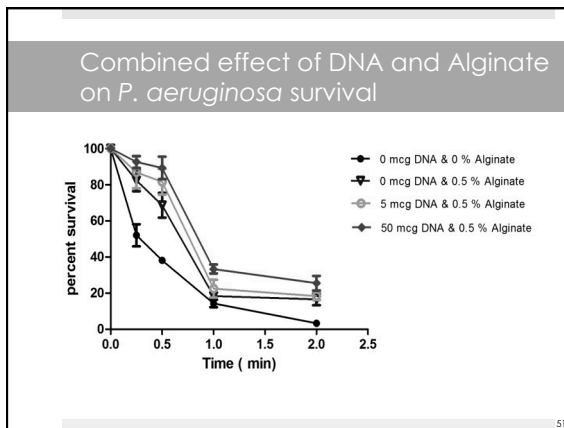
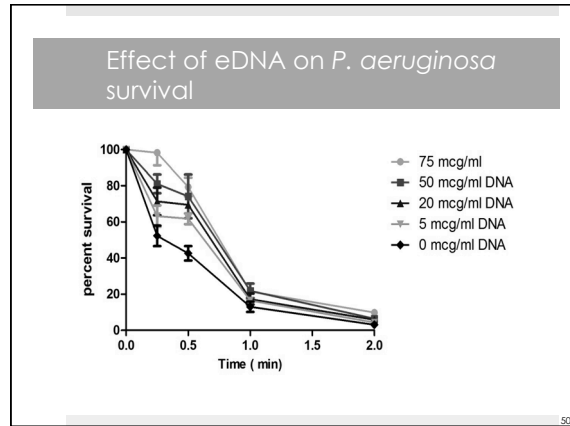
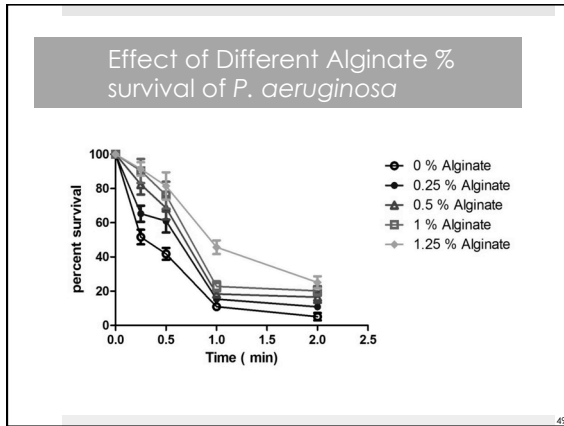


Hosted by Prof. Jean-Yves Maillard, Cardiff University  
A Webber Training Teleclass  
[www.webbertraining.com](http://www.webbertraining.com)



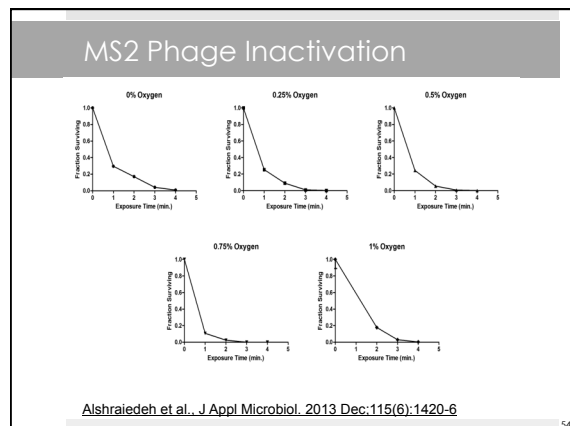
# Antibacterial Efficacy of Atmospheric Pressure Non-Thermal Plasmas

Prof. Brendan Gilmore, Queen's University, Belfast, Ireland  
The A. Denver Russell Memorial Teleclass Lecture for 2014



### Combined effect of Alginate and eDNA on log<sub>10</sub> reduction of *P. aeruginosa* viability

Exposure Time (minutes)	log <sub>10</sub> Reduction in PA01 Viability			
	0mcg/ml DNA & 0% Alginate	0 mcg/ml DNA & 0.5 % Alginate	5 mcg/ml DNA & 0.5 % Alginate	50 mcg/ml DNA & 0.5 % Alginate
0.25	0.29±0.09	0.08±0.06	0.07±0.08	0.03±0.03
0.5	0.42±0.02	0.15±0.08	0.09±0.07	0.05±0.05
1	0.85±0.1	0.73 ±0.7	0.67±0.17	0.48±0.06
2	1.49±0.1	0.8±0.17	0.74±0.09	0.60±0.12



# Antibacterial Efficacy of Atmospheric Pressure Non-Thermal Plasmas

Prof. Brendan Gilmore, Queen's University, Belfast, Ireland  
The A. Denver Russell Memorial Teleclass Lecture for 2014

### Summary

- ❑ Rapid bactericidal effect, more than one target, more than reactive one species involved
- ❑ >4 log reduction in 48 hr *P. aeruginosa* biofilm in 4 minutes
- ❑ Biphasic biofilm kill curve may indicate a 'shielding effect' from surface layers of biofilm or;
- ❑ Sequestering of active species by cellular component of sacrificial outer layer of biofilm
- ❑ Plasma interaction with liquid has implications for planktonic kill rate – rate of propagation of reactive species
- ❑ Multiple cellular targets (interactions with lipid membrane, protein, DNA)
- ❑ Effect of biofilm subpopulations (persisters) must be considered in chronic or long-term infections
- ❑ Biofilm components are critical mediators of bacterial biofilm tolerance to non-thermal plasma treatments

55

### Future Directions (QUB Plasma Medicine Group)

- ❑ Invest Northern Ireland funded Proof of Concept Grant
- ❑ Development of a portable system based on the device described for hospital control of biofilms, planktonic bacteria and viral pathogens
- ❑ Ward Testing – infection control (2014)
- ❑ Safety and Biocompatibility testing
- ❑ Phase I safety trials
- ❑ Trials in animals (and eventually patients) topical wounds

56

### Acknowledgements

**Queen's University Belfast**

Brendan Gilmore  
Bill Graham  
Sean Gorman  
Mahmoud Alkawareek  
Nid'a Alshraideh

Qais Thanon Algwari (Mosul)  
Jane Burns (Seattle)  
Robert P Ryan (Dundee)

**THE UNIVERSITY of York**

Deborah O'Connell  
Timo Gans

**society for applied sfam microbiology**

Department of Health, Social Services and Public Safety  
www.chsppn.gov.uk

**Invest Northern Ireland**  
Building Locally  
Competing Globally

57



### Coming Soon

April 17 **CHLORHEXIDINE PATIENT BATHING AS A MEANS TO PREVENT HEALTHCARE ASSOCIATED INFECTIONS**  
*Prof. Mark Rupp, University of Nebraska Medical Center*

April 24 (Free Teleclass)  
**ARE WE TOO CLEAN FOR OUR OWN GOOD? THE HYGIENE HYPOTHESIS AND ITS IMPLICATIONS FOR HYGIENE, LIFESTYLE, AND PUBLIC HEALTH**  
*Dr. Sally Bloomfield, London School of Hygiene and Tropical Medicine*

May 5 (Free ... WHO Teleclass – Europe)  
**SPECIAL LECTURE FOR 5 MAY, 2014**  
*Prof. Didier Pittet, World Health Organization*

May 8 **VENTILATOR-ASSOCIATED EVENTS: A PATIENT SAFETY OPPORTUNITY**  
*Dr. Michael Klompas, Harvard Medical School*

[www.webbertraining.com/schedulepl.php](http://www.webbertraining.com/schedulepl.php)

58

### Thanks to Teleclass Education PATRON SPONSORS

www.virox.com

Clean Care Is Safer Care  
www.who.int/gpsc/en

Centre for Research on Environmental Microbiology  
www.med.uottawa.ca/crem

59

**Hosted by Prof. Jean-Yves Maillard, Cardiff University**  
**A Webber Training Teleclass**  
[www.webbertraining.com](http://www.webbertraining.com)